

ØRN FFP3 Moulded Cup Face Mask



PRODUCT:	OH1121-S-BL FFP3 Moulded cup facemask with Exhaust Valve
DESCRIPTION:	<ul style="list-style-type: none"> ✓ FFP3 Mask ✓ Moulded cup ✓ Exhaust valve ✓ EN149:2001+A1:2009 ✓ CE 2797 ✓ Non Medical
ATTRIBUTES	<ul style="list-style-type: none"> ✓ Adjustable straps ✓ Latex free straps ✓ Nut Oil Free Manufacturing ✓ Exhaust Valve
REGULATORY COMPLIANCE:	<p>Complies with the requirements of the PPE Regulation (EU) 2016/425 by means of the European Standard EN149:2001+A1:2009. Three protection classification – Filter efficiency against particulate aerosols is greater than 80%(FFP1), 94%(FFP2), 99% (FFP3). Classification is showed on the mask.</p> <p>All certification is registered to Jiangyin Chang-hung Industrial Manufacturing Factory LLC. who manufacture the product for ØRN (Int) Limited.</p>
ØRN PRODUCT CODE:	OH1121-S-BL
COLOUR:	White/Blue
SIZES:	Standard
PACKAGING:	10 masks per box (in one bag) / 20 Boxes per Carton (200 gloves per carton)
SHELF LIFE	3 Years

ØRN FFP3 Moulded Cup Face Mask

WASHING INSTRUCTIONS:	Non-Reusable – Single Use
COUNTRY OF MANUFACTURE:	China
COMMODITY CODE:	6307909899
MANUFACTURED FOR ØRN HEALTH BY:	Jiangyin Chang-hung Industrial Manufacturing Factory LLC Industry Park, No.16, Huannan Road Huangtang Xiake Town CHINA
MANUFACTURERS PRODUCT CODE:	CDW-P3
IMPORTANT NOTICE:	<p>This guide is only an outline. It should not be used as the only means for selecting protective clothing. Before using any protective clothing, the wearer must read and understand the user instructions for each product.</p> <p>Specific country legislation must be observed. If in doubt, contact a safety professional. Selection of the most appropriate PPE will depend on the situation and should only be made by a competent person knowledgeable of the actual working conditions and the limitations of PPE.</p> <p>Final determination as to the suitability of these products for a particular situation is the employer's responsibility.</p> <p>This information is subject to revision at any time. Always read and follow instructions.</p>
LIMITATION OF LIABILITY:	Except as provided above, Jiangyin Chang-hung Industrial Manufacturing Factory LLC Nor ØRN (Int) Limited shall not be liable or responsible for any loss or damage, whether direct, indirect, incidental, special, or consequential arising out of the sale, use or misuse of this product, or the user's inability to use such products.
ØRN HEALTH REGISTERED ADDRESS	<p>ØRN International Unit A, Tingewick Road Industrial Park Buckingham MK18 1SU</p> <p>O1295 221357 sales@ornhealth.com</p>

ØRN FFP3 Moulded Cup Face Mask




ØRN FFP3 Moulded Cup Face Mask

CE 2797 EN149:2001+A1:2009


Check prior to use

1. Check the straps are firmly stapled.
2. Check the exhalation valve is functioning.
3. Check the nose piece is attached firmly on to the mask.
4. Check the expiry date shown below.


FITTING INSTRUCTIONS




1




2



3



4



5

Hold the respirator in your hand, allowing the head straps to hang loosely.

Position the lower head straps around the neck below the ears. Hold the respirator against the face and place the top head strap around the crown of the head.

Adjust the head straps by grasping the side tabs and pulling the adjusters until the respirator fits comfortably. To loosen the respirator, press on the back of the buckle.


Fit the nose area to the shape of the face by forming the nose piece with the fingertips. Using both hands, start from the top of the nose piece, working downward while pressing against the nose.

FIT CHECK: Place both hands on the edges of the respirator, being careful not to disturb the position of the respirator. Exhale sharply to detect leakage. If you detect air leaks, readjust the respirator and re-check the fit.


If any leakage is detected, adjust the position of the respirator and/or tension of the strap.

Retest the seal and repeat the procedure until the respirator is sealed properly.


Manufacture Date 2021 01 12
Expiry Date 2024 01 12
Lot No. C210115




EU Declaration of conformity



Storage relative humidity <70%



Storage temperature +5°C~+38°C



See user information

CE 2797 EN149:2001+A1:2009

Warnings

1. Failure to follow all instructions and limitations on the use of this product could reduce the effectiveness of the respirator and result in sickness or death.
2. A properly selected mask is essential to protect your health. Before using this mask, consult an industrial hygienist or Occupational Safety Professional to determine the suitability for your intended use.
3. This mask does not supply oxygen and must not be used in atmospheres containing less than 19.5% oxygen.
4. This mask is not for escape purposes.
5. Do not use this mask in an explosive environment.
6. Do not use this mask when concentrations of contaminants are immediately dangerous to health or life.
7. The natural rubber strap may cause an allergic reaction to people. Advise user to stop wearing the mask immediately if this happens.
8. Leave the work area immediately and return to fresh air if breathing becomes difficult, or other distress occurs.
9. Do not use with beards or facial hair that may inhibit contact between the face and the edge of the mask.
10. Never alter, modify or abuse the mask.
11. Designed for single use only (Non Reusable (NR)). This mask should not be used for more than one shift (8 hours). No maintenance necessary. Discard the mask after use.
12. Change the mask immediately if breathing becomes difficult or the mask becomes damaged or distorted, or if a proper face fit can't be maintained.
13. Store unused masks in the box in a clean, dry, contamination free area.

Respiratory protection is only effective if it is correctly selected, fitted and worn throughout the time that the wearer is exposed to hazards.

www.ornhealth.com